


THE INFORMATION CONTAINED HEREIN IS CONSIDERED "PROPRIETARY" TO BEL FUSE INC. AND SHALL NOT BE COPIED, REPRODUCED OR DISCLOSED WITHOUT THE WRITTEN APPROVAL OF BEL FUSE INC.

RoHS
2002/95/EC



ELECTRICAL CHARACTERISTICS @25°C

URNS RATIO

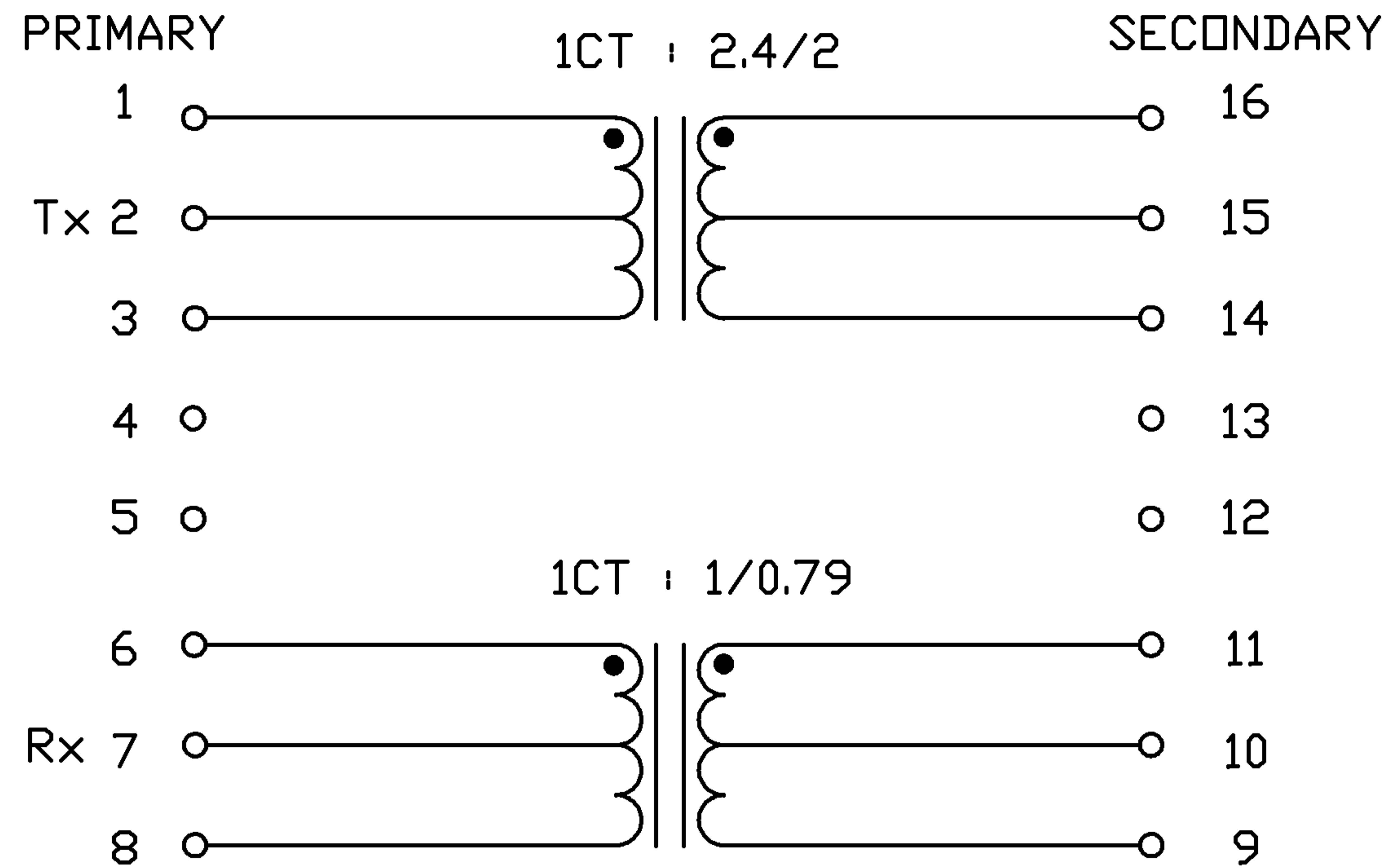
(1-3) : (16-14)/(16-15)

1CT : 2.4/2

(6-8) : (11-9)/(11-10)

1CT : 1/0.79

SCHEMATIC



INDUCTANCE, \square CL

Tx, Rx PRIMARY

AT -40°C

@10kHz, 20mV

1.8 mH MIN

750 μ H MIN.

LEAKAGE INDUCTANCE, L_e

Tx PRIMARY (SECONDARY SHORTED)

@1MHz, 20mV

0.40 μ H MAX

Rx PRIMARY (SECONDARY SHORTED)

0.50 μ H MAX

INTERWINDING CAPACITANCE, C_w/w

Tx, Rx PRIMARY - SECONDARY

@1MHz, 20mV

35pF MAX

DC RESISTANCE

(1-3)

0.7 Ω MAX.

(16-14)

1.7 Ω MAX.

(16-15)

1.4 Ω MAX.

(6-8),(9-11)

0.75 Ω MAX.


(10-11)

0.6 Ω MAX.

HIPOT


PER HAND-WORK-03

ORIGINATED BY	DATE	TITLE	PART NO. / DRAWING NO.	STANDARD DIM. TOL. IN INCH	[] METRIC DIM. AS REFERENCE
CHAN CH	04-10-08	ELECTRICAL SPECIFICATION S553-6500-A5-F	X5536500A5-F	.X	UNIT : INCH [mm] REV. : A
DRAWN BY	DATE		FILE NAME	.XX	SCALE : N/A SIZE : A4
YH Lal	04-10-08		X5536500A5FA.DWG	.XXX	PAGE : 2

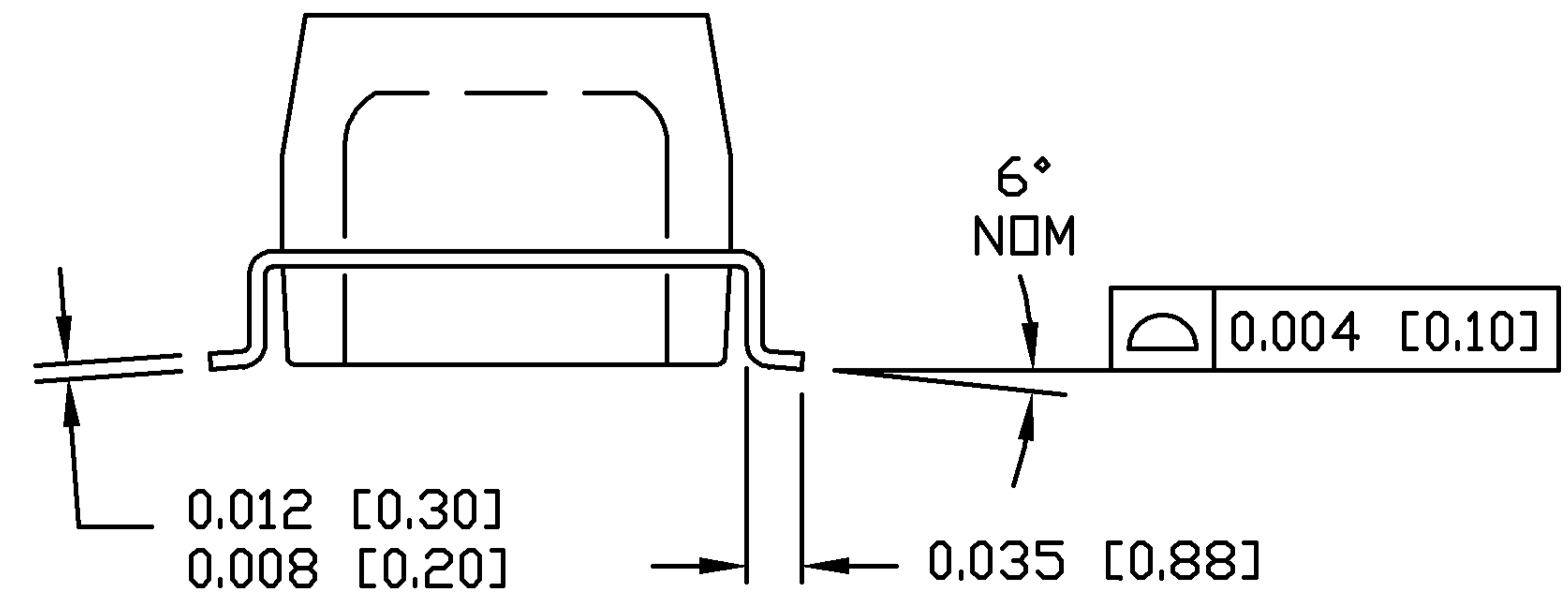
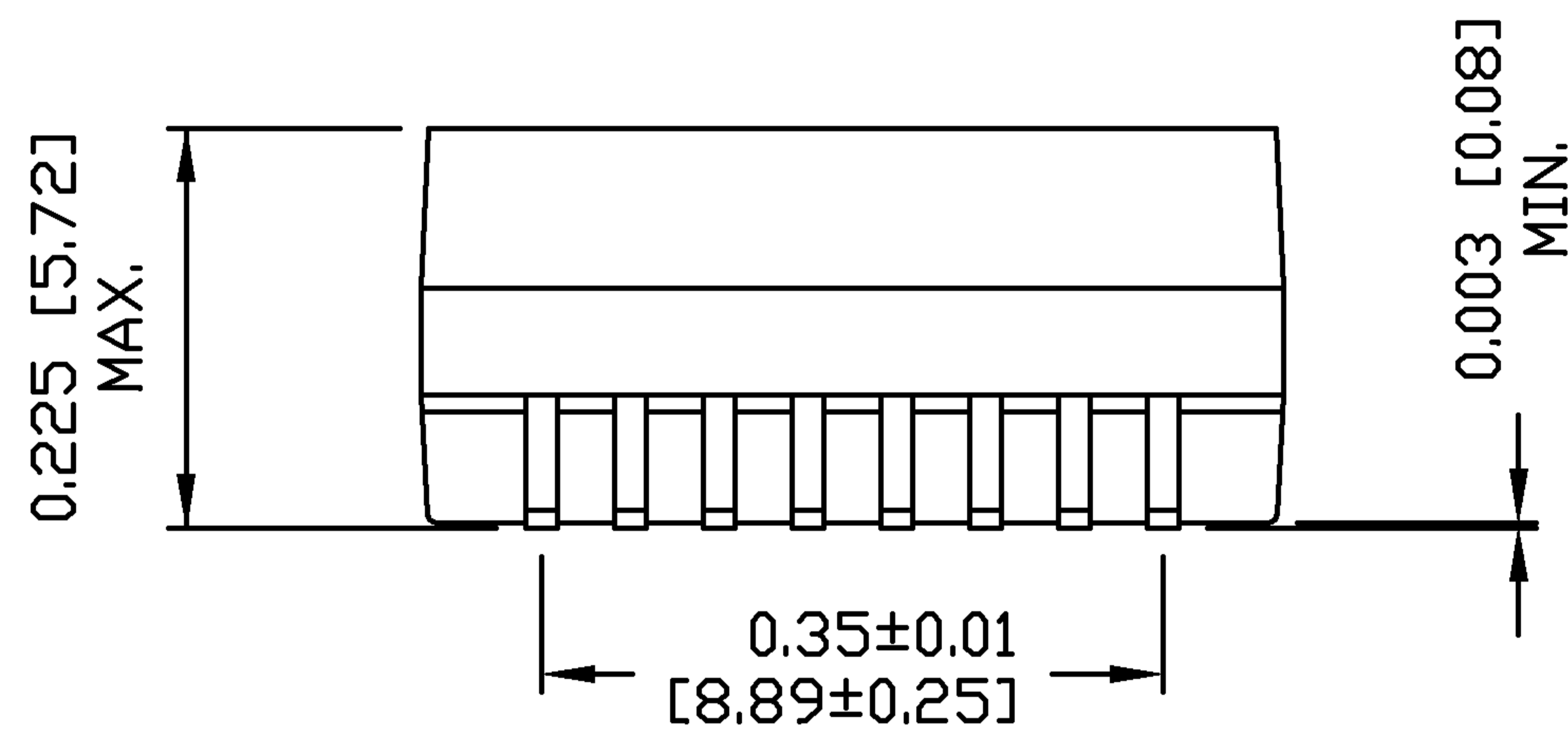
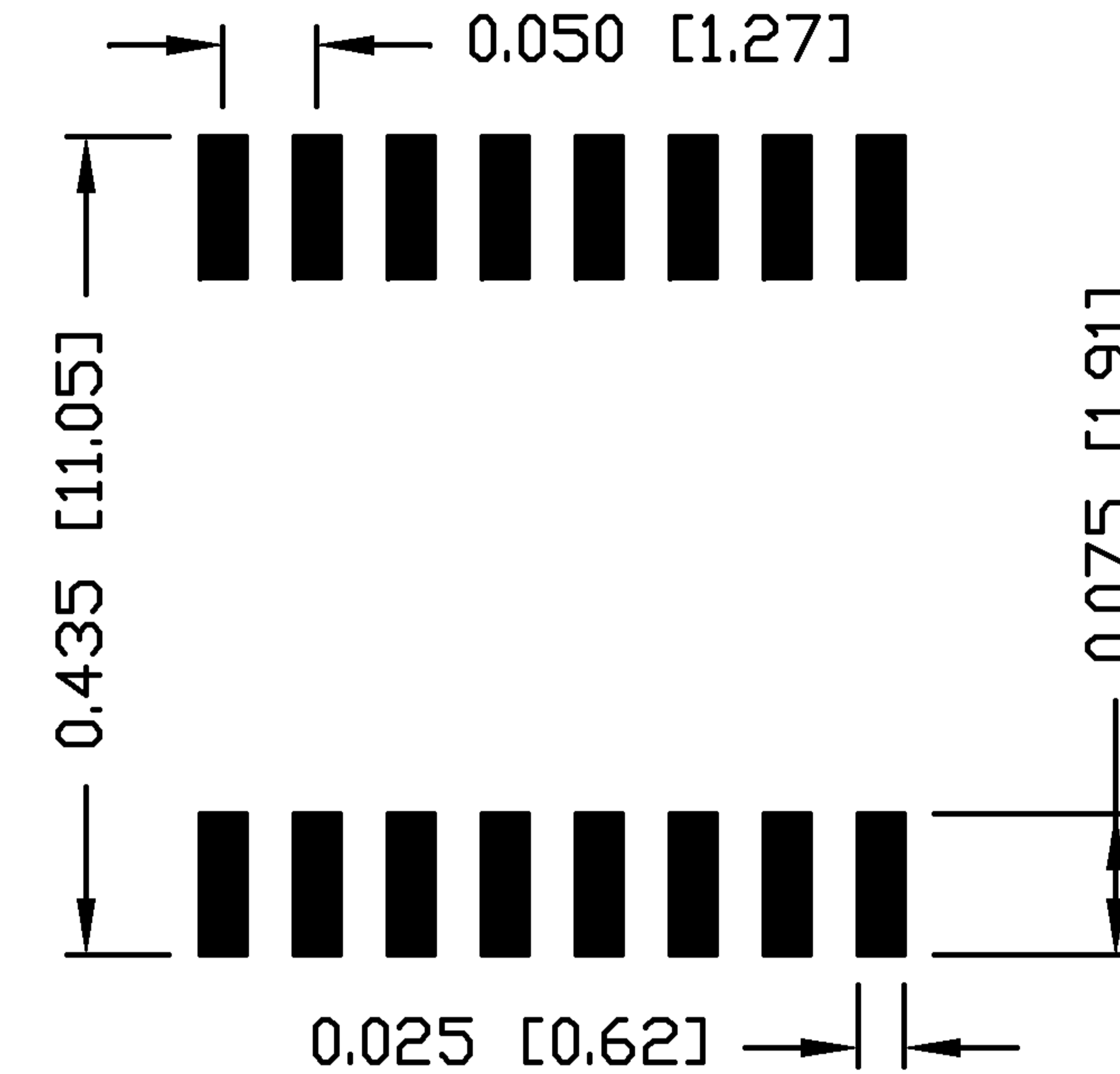
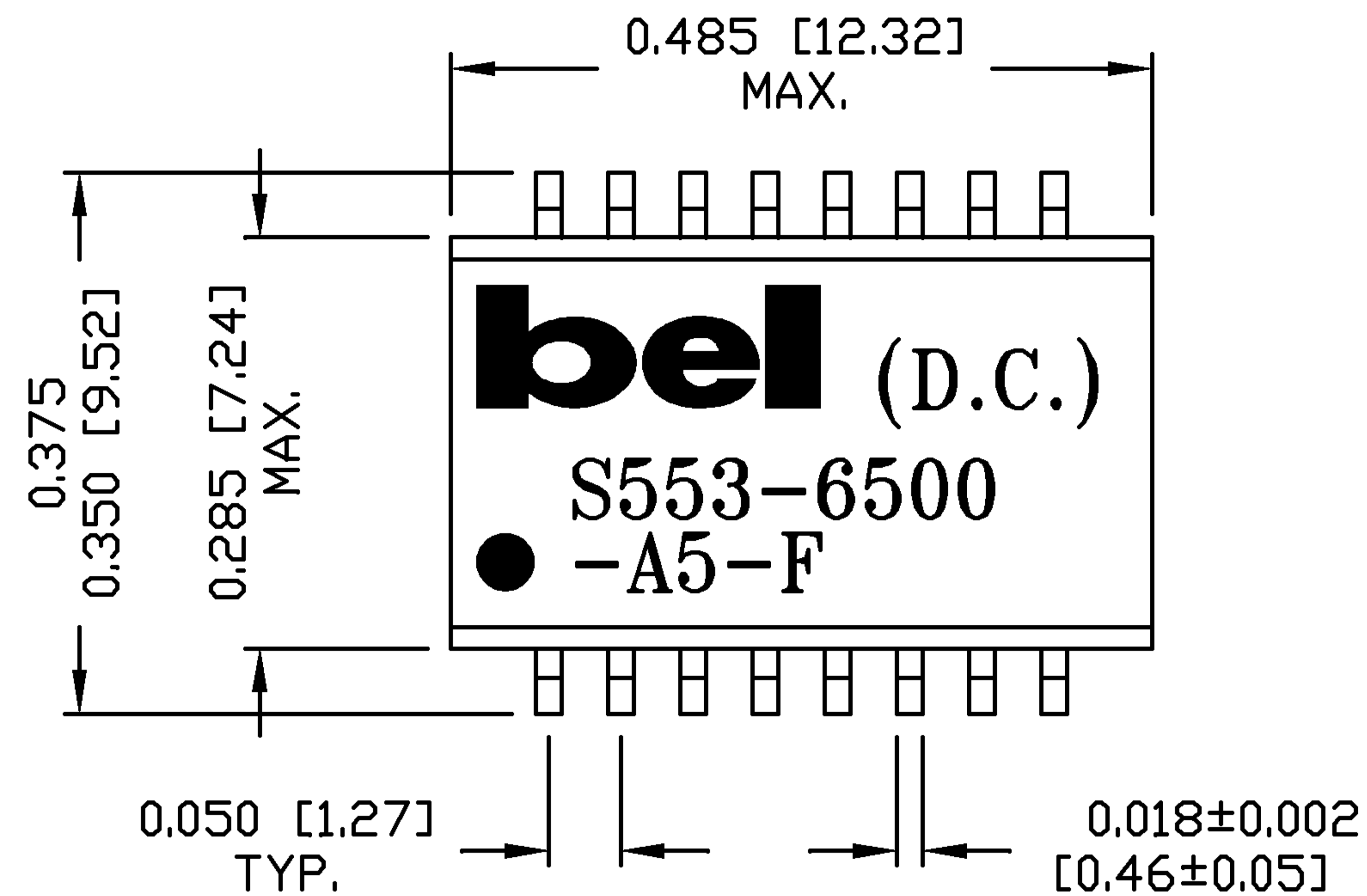


THE INFORMATION CONTAINED HEREIN IS CONSIDERED "PROPRIETARY" TO BEL FUSE INC. AND SHALL NOT BE COPIED, REPRODUCED OR DISCLOSED WITHOUT THE WRITTEN APPROVAL OF BEL FUSE INC.

RoHS
2002/95/EC



SUGGESTED PCB PAD LAYOUT



NOTES:

1. STANDARD MARKING REFER TO DOC. HAND-WORK-04.
2. PACKAGE CODE: "QBS001".

ORIGINATED BY LAWRENCE TSANG	DATE 04-10-08	TITLE MECHANICAL OUTLINE S553-6500-A5-F	PART NO. / DRAWING NO. X5536500A5-F	STANDARD DIM. TOL. IN INCH	[] METRIC DIM. AS REFERENCE	<p>COMPONENTS FOR A CONNECTED PLANET</p>
DRAWN BY YH Lal	DATE 04-10-08		FILE NAME X5536500A5FA.DWG	.X	UNIT : INCH [mm]	
				.XX ±0.01	SCALE : N/A	
				.XXX ±0.005	REV. : A SIZE : A4 PAGE : 3	